



### District Report Card: 2017


<b>State:</b> Gujarat	<b>District:</b> Aravalli
<b>Class:</b> 8	<b>Subject:</b> Language
<b>Schools:</b> 51	<b>Students:</b> 1235


### Participation/Coverage


#### Students

<b>GENDER</b> 	Boys		Girls	
	Number	%	Number	%
	668	54.09	567	45.91

<b>AREA</b> 	Rural		Urban	
	Number	%	Number	%
	1118	90.53	117	9.47

<b>CATEGORY</b> 	SC		ST		OBC		GEN	
	Number	%	Number	%	Number	%	Number	%
	75	6.07	332	26.88	783	63.40	45	3.64

<b>CWSN</b> 	LD	VI	HI	S&LD	ID	Oth
	2	0	1	0	2	34

<b>Management</b> 	Government		Government-aided	
	Number	%	Number	%
	1087	88.02	148	11.98

### Average Performance of Students in Language (%)

Overall	Gender		Area		Management		Social Group			
	Male	Female	Rural	Urban	Govt.	Aided	SC	ST	OBC	GEN
61.95	58.82	65.63	61.38	67.41	60.96	69.23	61.87	61.79	61.66	68.30

### Performance on Learning Outcomes (LOs)

Learning Outcomes	Description	Average Performance(%)
L813	Read textual/non-textual materials with comprehension and identifies the details, characters, main idea and sequence of ideas and events while reading	61.95

Range of Performance of Students who Answered Correctly							
Below 30%		30% - 50%		50% - 75%		Above 75%	
Number	%	Number	%	Number	%	Number	%
126	10.20	248	20.08	485	39.27	376	30.45

### Lowest Performing Learning Outcomes (LOs)

1 - Read textual/non-textual materials with comprehension and identifies the details, characters, main idea and sequence of ideas and events while reading (61.95)